



On these pages, we feature a selection of the excellent work that has recently been published in our sister journals. If you are reading these pages on a

computer, click on any of the items to read the full article. Otherwise please see the DOIs for easy online access through Wiley Online Library.

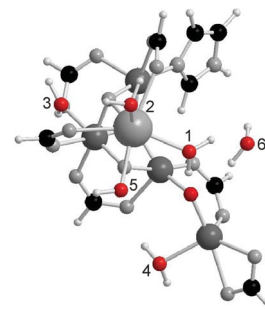


Photosystem II

S. Petrie, R. Stranger,* R. J. Pace

Hydration Preferences for Mn_4Ca Cluster Models of Photosystem II: Location of Potential Substrate–Water Binding Sites

Water ways: Density functional calculations are reported on a set of three model structures of the Mn_4Ca cluster in the water-oxidizing complex of Photosystem II (see figure). The preferred hydration sites across five oxidation states and all feasible magnetic-coupling arrangements have been explored to identify the most likely substrate–water binding sites.



Chem. Eur. J.
DOI: 10.1002/chem.201001132

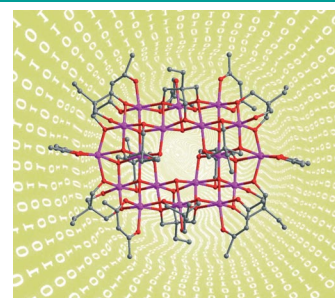


Manganese Clusters


C.-M. Liu,* D.-Q. Zhang, D.-B. Zhu

Ring Like Octadecanuclear Mixed-valence Manganese Cluster with a Spin Ground State of 20

Big spin! In the presence of 2-aminopropane-1,2-diol, the reaction of 1,1,1-tris-(hydroxymethyl)propane and $Mn(acac)_2$ in MeCN yielded a novel ring like octadecanuclear mixed-valence manganese cluster complex, which exhibits an overall ferromagnetic property and possesses a large spin ground state of 20.



Chem. Asian J.
DOI: 10.1002/asia.201000511

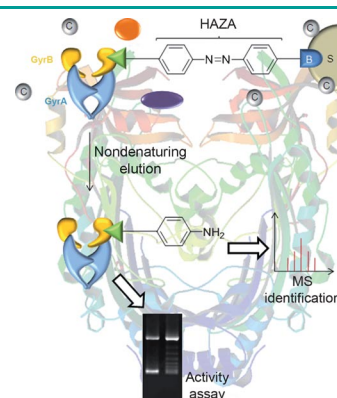


Proteomics

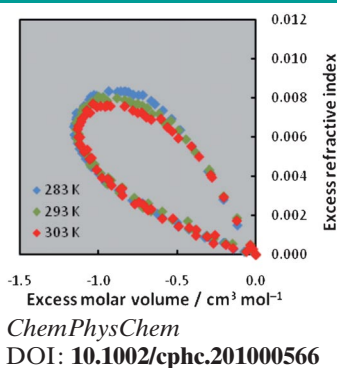
G. Budin, M. Moune-Dimala, G. Leriche, J.-M. Saliou, J. Papillon, S. Sanglier-Cianfèrari, A. Van Dorsselaer, V. Lamour,* L. Brino,* A. Wagner*

Nondenaturing Chemical Proteomics for Protein Complex Isolation and Identification

Controlled fishing: Mild cleavage conditions enabled by the use of the HAZA linker allowed smooth release of captured proteins under nondenaturing conditions. A DNA gyrase complex A2B2 was enriched then released in native form by chemical cleavage while preserving its enzymatic activity. This procedure allows the capture and release of endogenous protein complexes under native conditions.



ChemBioChem
DOI: 10.1002/cbic.201000574

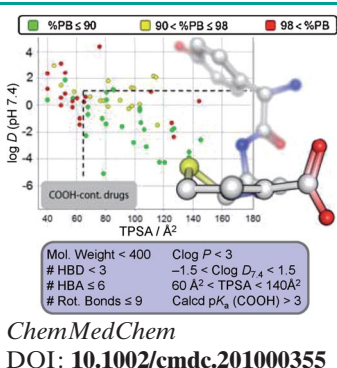



Liquid Mixtures

J. C. R. Reis,* I. M. S. Lampreia, Â. F. S. Santos, M. L. C. J. Moita, G. Douhéret

Refractive Index of Liquid Mixtures: Theory and Experiment

A thermodynamic formalism is developed to analyse refractive index data of liquid mixtures. A positive change of refractive index upon ideal mixing is predicted and interpreted in terms of London dispersion forces. The correlation between excess refractive indices and excess molar volumes is pear-shaped for an amphiphile/water system at different temperatures (see picture).

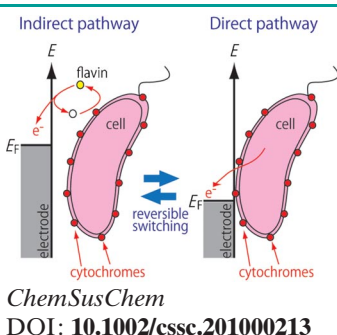



Computational Medicinal Chemistry

A. Böcker, P. R. Bonneau,* O. Hucke, A. Jakalian, P. J. Edwards

Development of Specific “Drug-Like Property” Rules for Carboxylate-Containing Oral Drug Candidates

Acid rules! The carboxylate moiety is an important pharmacophore in medicinal chemistry and is often irreplaceable in drug-target interactions. Based on an analysis of key physicochemical and ADMET-PK properties of oral drugs, we propose “drug-like” property rules for carboxylic acids that can help in the design of better drug candidates and decrease liabilities generally associated with acids.

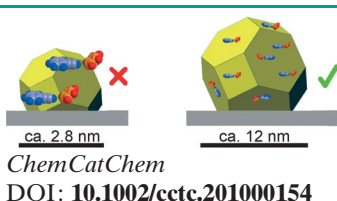



Electron Transfer

H. Liu, S. Matsuda, S. Kato, K. Hashimoto,* S. Nakanishi*

Redox-Responsive Switching in Bacterial Respiratory Pathways Involving Extracellular Electron Transfer

Go with the flow: *Shewanella* is capable of transferring respiratory electrons to solid-state metal-oxides through physical contact (direct pathway) or by using electron shuttles (indirect pathway). We reveal, by using an electrochemical approach, that these pathways are switched depending on the redox state of the cytochromes.




Cross-Coupling Reactions

G. Kyriakou, S. K. Beaumont, S. M. Humphrey, C. Antonetti, R. M. Lambert*

Sonogashira Coupling Catalyzed by Gold Nanoparticles: Does Homogeneous or Heterogeneous Catalysis Dominate?

Some kind of 'geneous: Gold nanoparticles catalyze the Sonogashira cross coupling of iodobenzene with phenylacetylene. Large particles are much more selective than small ones and gold species leached into solution are catalytically inert, consistent with the view that the dominant reaction pathway is heterogeneous.



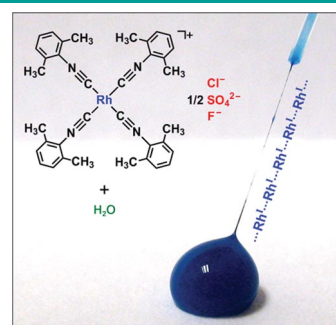


Organometallic Superstructures


Y. Chen, K. Li, H. O. Lloyd, W. Lu,* S. S.-Y. Chui, C.-M. Che*

Tetrakis(arylisocyanide) Rhodium(I) Salts in Water: NIR Luminescent and Conductive Supramolecular Polymeric Nanowires with Hierarchical Organization

Fish out of water: Amphiphilic tetrakis(2,6-xylylisocyanide)rhodium(I) complexes can self-assemble in water, through $\text{Rh}^{\text{I}} \cdots \text{Rh}^{\text{I}}$ and hydrophobic interactions, into ultralong crystalline nanowires and in turn hierarchically organize into a variety of ordered micro- and macrostructures. These solution-processable organometallic superstructures are luminescent in the near-infrared (NIR) region and are electrically conducting.



Angew. Chem. Int. Ed.
DOI: 10.1002/anie.201005223

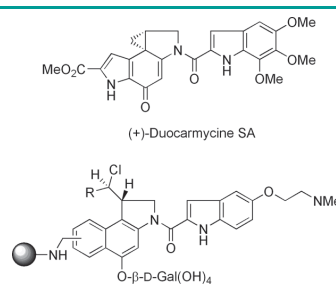


Novel Fluorescence-Labelled Prodrugs

L. F. Tietze,* F. Behrendt, F. Major, B. Krewer, J. M. von Hof

Synthesis of Fluorescence-Labelled Glycosidic Prodrugs Based on the Cytotoxic Antibiotic Duocarmycin

Fluorescence-labelled compounds can be used for verification of interaction with cellular targets on the molecular level by use of confocal laser scanning microscopy for cell cultures and the Explore-Optics instrument (GE) for mice. The described fluorescence-labelled glycosidic prodrugs based on the cytotoxic antibiotic duocarmycin SA have high potential for selective treatment of cancer.



Eur. J. Org. Chem.
DOI: 10.1002/ejoc.201000966

New Journal

Heterogeneous, Homogeneous and BioCatalysis

www.chemcatchem.org

FREE ONLINE ACCESS

In 2010 for all users from institutions that have registered

Ask your librarian to register for complimentary online access TODAY

www.interscience.wiley.com/newjournals

Founding Societies:

A journal of